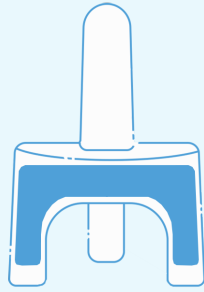


## WHAT IS NALOXONE?

- Naloxone (Narcan<sup>®</sup>) is a drug that temporarily reverses the dangerous effects of an opioid overdose
- It works if you have opioids in your body such as fentanyl, heroin & prescription opioids
- Naloxone can be given every 2-3 minutes until the person breathes again
- A person cannot get high or become addicted to naloxone



**EFFECTIVE ONLY for  
30 - 120 minutes.**

Opioid overdose death is preventable.  
Take immediate A.C.T.I.O.N.  
Learn how to use naloxone and save a life.

## RESOURCES

### Michigan Opioid Addiction Resources

- ▶ [michigan.gov/opioids](http://michigan.gov/opioids)

### Web-based Naloxone Training

- ▶ [overdoseACTION.org](http://overdoseACTION.org)

### The SAMHSA National Helpline

Free, confidential, 24/7, 365 day-a-year treatment referral and information service for anyone facing mental or substance use disorders

- ▶ 1-800-662-HELP (4357)

## LEARN THE FACTS: NALOXONE



**Michigan-OPEN.org | medicqi.org**

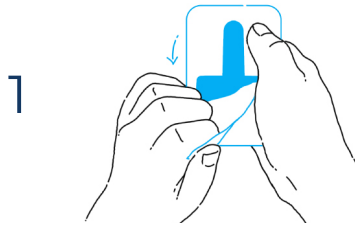
*Michigan OPEN is partially funded by the Michigan Department of Health and Human Services, Substance Abuse and Mental Health Services Administration and The National Institute on Drug Abuse*

03.2021

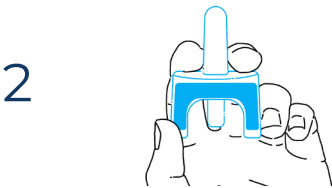
**OPEN**  
OPIOID PRESCRIBING ENGAGEMENT NETWORK

**MEDIC**  
MICHIGAN EMERGENCY DEPARTMENT  
IMPROVEMENT COLLABORATIVE

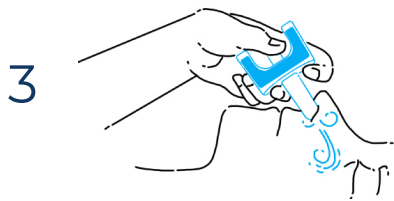
# INSTRUCTIONS FOR NARCAN® INTRANASAL SPRAY



Peel from  
packaging



Place the  
nozzle in  
the nose



Push on  
the plunger  
to spray

*No test spray  
needed*

- Do NOT delay calling 911
- Do not inject the person with anything
- Do not put the person in a bath or shower
- Do not give the person anything to drink
- Do not pour water over the person's face

Michigan law protects you from liability when giving naloxone and calling 911 for someone who is overdosing.

## REDUCING HARM

- Do not mix opioids with other drugs **especially benzodiazepines or anything that can make you sleepy**
- Be aware of tolerance changes in your body.
- Tell your family/friends where you store naloxone and how to use it.
- Go slow; never use alone; carry naloxone

## REMEMBER TO TAKE A.C.T.I.O.N.



### AROUSE (3 S's):

- Shout the person's name
- Shake shoulders vigorously
- Sternal Rub: Rub breastbone with knuckles



### CHECK FOR SIGNS OF OVERDOSE:

- Slowed or no breathing
- Blue/gray lips or fingernails
- Deep snoring/ Gurgling noises
- Unresponsive to pain
- Pinpoint pupils



### TELEPHONE 911:

- Tell dispatch, "I think it's an overdose."



### INTRANASAL NALOXONE

- Give naloxone



### OXYGEN:

- Do rescue breaths:
  - Head back
  - Pinch nose
  - Lift chin
  - 1 breath every 5 seconds
- OR CPR if you know how
- OR follow dispatch instructions



### NALOXONE AGAIN:

- Repeat naloxone every 2-3 minutes until the person starts to wake up
- If you must leave the person, or vomiting occurs, place them in recovery position (see picture below)

Stay with the person until help arrives, if safe to do so.

