

STARTING BUPRENORPHINE: LOW DOSE INITIATION

This is a newer way to start buprenorphine without fully stopping your other opioid immediately and should avoid strong withdrawal symptoms.

- This works by very slowly increasing the buprenorphine in your body.
- It is important to follow the instructions exactly and to continue using the same amount of your regular opioid (fentanyl, heroin, oxycodone, etc.) during the initiation. Please use as safely as possible during this time.
- Don't drink, eat, or smoke/vape/chew tobacco 15 minutes before or after your buprenorphine dose. Try to take your buprenorphine before taking your regular opioid.
- Let your buprenorphine dissolve completely in your mouth, do not chew or swallow.
- If you experience withdrawal, call your clinic. If you cannot call, repeat the same dose the next day and then continue as instructed below.
















HARM REDUCTION



- Naloxone
- Overdose prevention education
- Safer use supplies
- Proper wound care

When and How Should I Start?

- Start whenever you are ready! You do not need to stop your opioid first.
- Call your clinic with questions.

	DAY 1	DAY 2	DAY 3	DAY 4	DAY 5	DAY 6	DAY 7
Buprenorphine Dose	0.5mg 1x per day	0.5mg 2x per day	1mg 2x per day	1mg 3x per day	2mg 2x per day	4mg 2x per day	4mg 3x per day
Morning Dose							
Afternoon Dose							
Evening Dose							
Continue full opioid agonist (fentanyl, heroin, etc.).							
Check-in with the clinic.						Visit. Switch to 8mg film/tab	