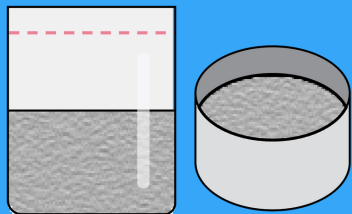


1 PREPARE

IT IS BEST TO TEST ALL OF WHAT YOU USE, BUT IF YOU CAN'T...

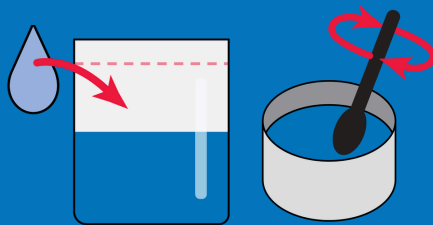
Use the residue in a baggie or cooker or a tiny amount of power/crushed drug.



INJECTING

Prep your shot with a new cooker or cap and use residue to test.

2 ADD WATER

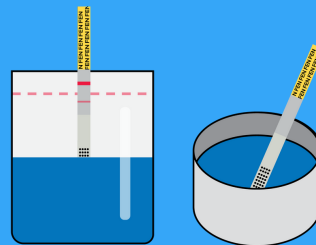


ADD CLEAN WATER


Baggie/Cooker Residue Add 1/5 of a teaspoon or 1cc (mL) of water to your cooker or bag of residue and mix well. Powders/Crystals Add 1 teaspoon of water (5 mL) for every 50 mg of powder or crystal you're testing and mix well.

3 DIP IT

Hold the yellow/colored side of the strip and insert the white dotted end of the strip in the liquid, no higher than the dots: **HOLD FOR 15 SECONDS!**



Place strip on a flat surface.



WAIT 3 MINUTES FOR THE STRIP RESULTS!

4 RESULTS


ONE LINE = POSITIVE

Fentanyl or another similar synthetic is present: If you still are going to use your drugs with fentanyl in them, follow the safety tips on the back of this card!



TWO LINES = NEGATIVE

Fentanyl or another similar synthetic drug has not been detected in your drugs.



*Remember, no test is 100% accurate. Your drug may still contain fentanyl, iso/toni, xylazine/tranq, and other adulterants. Repeat with a new strip if there are no lines.

REMINDERS

PEOPLE DESERVE TO KNOW WHAT IS IN THEIR DRUGS.

- Fentanyl is mixed with the majority of the “heroin” supply
- Fentanyl often gets confused with powder and crack cocaine. It cannot be detected by taste, smell, sight, or touch
- White powders and rocks can look the same, so test your drugs
- Store medications/drugs out of reach by children and pets

Developed in partnership with people with lived experience.

Funding supported by a State Opioid Response grant from the Michigan Department of Health and Human Services

<https://doi.org/10.56137/OPEN.000113>
updated 11.24

HOW MUCH?

10 mg is enough to cover Abraham Lincoln’s hair on a penny.



1 teaspoon (5 mL) holds about as much as a soda-pop or water bottle cap.



SAFETY TIPS

- Know your health and tolerance
- Have naloxone out and ready
- Start low and slow
- Avoid mixing downers
- Walk around to see how it hits
- Use with a trusted person & take turns using

SAFETY TIPS

YOU ARE MORE LIKELY TO OVERDOSE IF:

- Your tolerance is low
- You are sick, tired, or dehydrated
- You are mixing drugs, especially downers

IF YOU’RE USING ALONE:

- Use where you can be found
- Ask someone to check on you
- Leave the door unlocked, if safe
- Call an overdose prevention hotline

MA OVERDOSE PREVENTION

HELPLINE: [800-972-0590](tel:800-972-0590)

NEVER USE ALONE: [877-696-1996](tel:877-696-1996)

DOWNLOAD
THE BRAVE APP:



takeACTION 

Prevent Opioid Overdoses

FENTANYL TEST STRIPS

PREP • WET • DIP

www.overdoseaction.org

OPEN
Prevention. Treatment. Recovery.

