

Implementation Guide

NALOXONE VENDING MACHINES

OPEN

Prevention. Treatment. Recovery.

TABLE OF CONTENTS



Introduction	1
Roadmap	2
Plan	3
Place	10
Evaluate	12
Sample Survey	13

INTRODUCTION

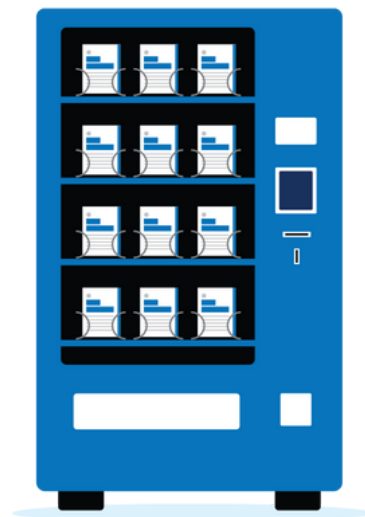
Naloxone is a lifesaving medication that can rapidly reverse an opioid overdose. 222 people die everyday from an opioid overdose in the United States. Greater access and distribution of naloxone is needed to prevent overdose deaths. (1)

SAVE LIVES, CARRY NALOXONE



WHY VENDING MACHINES?

Vending machines are a tool to provide low-barrier access to naloxone in a variety of locations, outside and inside, such as lobbies, waiting rooms, and cafeterias. By making naloxone readily available 24 hours 7 days a week, vending machines empower people who use drugs, their loved ones, and the broader community to access this life-saving medication anytime.



1. National Center for Health Statistics. New data on overdose deaths. Centers for Disease Control and Prevention. Published May 15, 2024. Accessed October 31, 2024. https://www.cdc.gov/nchs/pressroom/nchs_press_releases/2024/20240515.htm

ROADMAP

PLAN

1 ENGAGE KEY COMMUNITY AND AGENCY PARTNERS

2 ASSESS LEGAL AND REGULATORY REQUIREMENTS

3 IDENTIFY FUNDING

4 ASSESS LOCATION AND SPACE

5 MACHINE SECURITY, SUPPLY & STOCKING

6 STAFF EDUCATION

7 COMMUNICATION AND OUTREACH

8 ETHICAL CONSIDERATIONS

PLACE

9 IDENTIFY A SUPPLIER

10 COORDINATE DELIVERY

11 PROVIDE RESOURCES

EVALUATE

12 EVALUATE THE PROGRAM

1

ENGAGE KEY COMMUNITY AND AGENCY PARTNERS

- Who are the people in your organization that need to know about this program in order to make it work?
- Whose approval do I need to start this?
- What evidence do I need to show to the key partners?

The first step in implementing a naloxone vending machine is to determine the team members who need to be involved. Key partners can vary depending on the structure of your organizational leadership and the desired location for implementation.

Sample Key Partners include:

- Administrative leadership
- Clinical/Agency champion(s)
- Ancillary staff and supporters

COMMUNITY LOCATIONS

- Identify a champion for the project to lead implementation
- Staff should be available to restock the machine
- Management or administrators should be informed to provide necessary approvals

HOSPITALS AND OTHER HEALTHCARE FACILITIES

- Administrators should be informed of the initiative to provide necessary approvals and help identify key personnel
- Physicians and Nurses can help champion the implementation and coordinate staff and patient education about naloxone
- Pharmacists should be included to advise on hospital
- Facilities and operations team members can provide insight on key issues such as the physical space for the machine, power sources, and delivery logistics
- Legal and Regulatory/Compliance team members should be consulted to ensure all hospital policies are upheld
- Local Community Organizations are a valuable partner to provide additional resources, education, and machine stocking support

2

ASSESS LEGAL AND REGULATORY REQUIREMENTS

- What are your local, state, and hospital/organization regulations regarding distribution of naloxone through vending machines?
- Are there any liability issues for hospitals with dispensing naloxone through vending machines?

MICHIGAN LAWS

Non-staffed naloxone distribution mechanisms are included in the [Michigan Naloxone Standing Order](#).

Community organizations who place and maintain a naloxone vending machine do not need to take any additional steps to implement their machine.

If placing a machine in a hospital or health system, the requirements differ depending on who maintains and stocks the machine:

- Pharmacy-stocked: the pharmacy must have a signed copy of the Naloxone Standing Order on file with MDHHS to dispense naloxone through the vending machine
- Stocked through partnership with Community Organization: no signed copy is required

HOSPITAL POLICIES

Be sure to consult your organization's legal and compliance teams to ensure you are following all hospital policies.

- The Joint Commission has published guidance for healthcare systems placing naloxone vending machines. <https://www.jointcommission.org/standards/standard-faqs/critical-access-hospital/medication-management-mm/000002267/>

STATE-SPECIFIC NALOXONE LAWS

Curious about naloxone laws in your state? Scan the QR code to visit the summary of naloxone state laws provided by the Legislative Analysis and Public Policy Association (LAPPA).



3

IDENTIFY FUNDING

- What are the costs of purchasing and installing the vending machine?
- Are there any ongoing maintenance costs? How will you continue to fund the supply?

Organizations in Michigan can apply for OPEN's Naloxone Vending Machine Program. If approved, OPEN will purchase a vending machine or distribution box and help coordinate delivery to your location. OPEN provides resources and technical support for naloxone distribution.

If you are outside of Michigan or prefer to implement a vending machine on your own, consider the following funding sources:

- Federal or state opioid response grants
- Opioid settlement funding
- Private donations

NALOXONE VENDING MACHINES AND DISTRIBUTION BOXES PROGRAM

Want to provide a free method for members of your community to obtain naloxone? Explore this program and learn how to apply to receive a naloxone vending machine for your organization.

We offer two types of naloxone distribution machines:

- Naloxone Vending Machines
- Newspaper-Style Naloxone Distribution Boxes



**SCAN FOR
PROGRAMS PAGE**

4

ASSESS LOCATION AND SPACE

- Where should the naloxone vending machine be located to ensure maximum visibility and accessibility?
- Are there any barriers to address that could affect people from accessing naloxone (eg. safety, security, stigma)?

Vending machines require a power source, so should be placed in a space near an outlet. They also have a larger footprint. If you do not have access to an outlet or have a small space to work with, consider choosing a distribution box rather than the traditional vending machine.

Ideally, the machine would be located in an area that is easy to find and access (i.e. not behind key-card access doors). If you have an area with other food/drink vending machines, that may be a good location.

When selecting a location for your vending machine, consider the following questions:

- How much space is available?
- Is there a power source available to plug the machine in?
- Is the location easy to find and access?
- How much privacy does the space offer for people seeking naloxone?



5

MACHINE SECURITY, SUPPLY & STOCKING

- Are there any considerations to prevent tampering or misuse? Who will maintain the function of the vending machine?
- Who will stock the machine? How will the inventory be monitored for restocking?

Stocking and Maintenance

It is important to consider who will be refilling and maintaining the machine. Multiple people may need to be trained and available to ensure naloxone is always available.

- Hospitals and health systems: consider working with an external community organization to restock the machine to decrease burden on clinical staff

Supplies

Community organizations can order naloxone for FREE through the MDHHS naloxone portal. Complete the request form and submit to mdhhs-nalxnergst@michigan.gov.



6


STAFF EDUCATION

- What training will be provided to staff about the use and purpose of the vending machine?
- Who and how will you communicate this education to your staff and to others?

Providing education on naloxone and overdose response is helpful in increasing awareness and reducing stigma. OPEN provides many free naloxone resources, including:

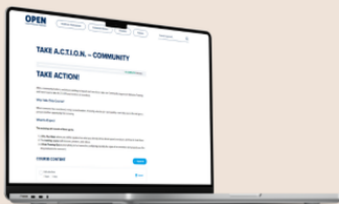
LIVE NALOXONE TRAINING

takeACTION 
Prevent Opioid Overdoses




Live training sessions for organizations upon request.

ONLINE NALOXONE TRAINING



Online naloxone training available on-demand.

NALOXONE RESOURCES



Additional naloxone resources.

7

COMMUNICATION AND OUTREACH

- How will the availability of naloxone vending machines be communicated to staff and the broader public?
- What channels (eg. social media, flyers, news coverage, newsletters) will be used for outreach?

Implementing a new vending machine requires promotion and education to ensure staff understanding and buy-in.

Consider the following strategies for increasing awareness about your new naloxone vending machine:

- Host a launch event to boost staff morale and gain excitement about the machine and the resources available
- Share information about the machine and the launch event with internal and external news to increase community awareness and engagement
- Host a naloxone training event to teach staff and/or community members about naloxone and overdoses

8

ETHICAL CONSIDERATIONS

- Are there other ethical considerations that need to be addressed by making naloxone freely available such as stigma related to naloxone and addiction?



9

IDENTIFY A SUPPLIER

Choose a supplier near you that has a vending machine option fit for your space. Example supplies can be found in the table below.

ITEM	SUPPLIER	COST	DESCRIPTION
Slim Gem Vending Machine	Shaffer Distributing	\$4,499.00	Dimensions: W 28.5" x H 72" x D 29.5" 3-prong outlet required
Newspaper-Style Distribution Box	Mechanism Exchange & Repair	\$349.99	Dimensions: 30" H x 19 1/4" W x 16 1/4" D
Naloxone Brochure	OPEN	Printing Costs Vary	https://doi.org/10.56137/OPEN.000040

10

COORDINATE DELIVERY

Ensure a member of your team is on-site during the delivery to direct the machine to the correct location.

If implementing a hospital-based vending machine, consider consulting facilities and operations managers as well.



11

PROVIDE RESOURCES

Along with the naloxone in the machine, consider providing naloxone education and connections to local support services:

- Attach a brochure holder to the machine with naloxone information brochures
- Add a sticker to the naloxone box with a QR code to naloxone resources
- Post naloxone information and use instructions on the machine
- Provide information about local peer recovery services and treatment access



BROCHURE

LEARN THE FACTS NALOXONE

Learn about naloxone and how to safely administer it.

- What is naloxone?
- Instructions for naloxone intranasal spray
- Take ACTION training
- Resources



**SCAN FOR
NALOXONE
BROCHURE**

12

EVALUATE THE PROGRAM

- What metrics will be used to assess the impact of the program?
- How will you collect and analyze the data?

To understand the acceptability and impact of your naloxone vending machine, consider conducting a community survey to solicit feedback.

Information to collect could include:

- Why they picked up naloxone from the machine
- Where they would access naloxone without the machine, if anywhere
- Whether they like the location of the machine
- Whether the machine is easy to use
- Naloxone training and experience responding to overdoses



SAMPLE SURVEY

This survey is completely voluntary. No personal identifying information will be collected or shared. Please mark your answers below.

1. You picked up naloxone here because (Select all that apply.)

- The naloxone is free
- I'm getting it for myself
- Location is easy to access
- I want to be prepared for an overdose emergency
- I'm getting it for someone else
- I have a family member, friend, or colleague I am concerned about
- Other: _____

Please respond to each item by marking one box to the right of each question.	Strongly Disagree	Disagree	Neither Agree nor Disagree	Agree	Strongly Agree
I like that the naloxone vending machine is in the waiting room.	<input type="checkbox"/>	<input type="checkbox"/>	<input type="checkbox"/>	<input type="checkbox"/>	<input type="checkbox"/>
The naloxone vending machine seems easy to use.	<input type="checkbox"/>	<input type="checkbox"/>	<input type="checkbox"/>	<input type="checkbox"/>	<input type="checkbox"/>
The waiting room is an appropriate setting for the naloxone vending machine.	<input type="checkbox"/>	<input type="checkbox"/>	<input type="checkbox"/>	<input type="checkbox"/>	<input type="checkbox"/>

2. If you didn't access naloxone in the emergency room, where would you go?

- Pharmacy
- Community Agency
- Healthcare provider (Physician, NP, or PA)
- I would not have access to naloxone.
- Other: _____

3. Have you received naloxone training before? Yes No

4. Have you ever used naloxone to respond to an overdose? Yes No

5. Do you plan to access the naloxone education materials found on the QR code?

- Yes
- No

6. Do you have any thoughts or anything else to share about your experience with the naloxone vending machine?

7. What is your age? _____ **8. What sex were you assigned at birth?** Male Female

9. Please describe your race/ethnicity. White African American/Black
 Asian American Latinx Other: _____

Thank you for taking our survey! Please put this survey in the box on the side of the machine.

**QUESTIONS?
CONTACT US.**

open-support@med.umich.edu

www.michigan-open.org

OPEN
Prevention. Treatment. Recovery.

